

A photograph of three students, two white and one Black, sitting around a wooden table and looking at a laptop. The laptop has a Ferrari logo and an Apple logo. The student on the left is wearing a purple shirt with a 'HOLY CROSS' logo. The student in the middle is wearing a dark blue shirt. The student on the right is wearing a yellow shirt. The text 'LIGHTS, CAMERA, TAKE ACTION: Documentaries in the Classroom' is overlaid on the image.

LIGHTS, CAMERA, TAKE ACTION: **Documentaries in the Classroom**

doc·u·men·ta·ry/,däkyə'ment(ə)rē

A work, such as a film or television program, presenting political, social, or historical subject matter in a factual and informative manner and often consisting of actual news films or interviews accompanied by narration.

Or, in real English: A nonfiction story told through image, sound and effective editing.



What's Your Story?


Why Documentaries?

Real audience, real assessment, real issues

Critical thinking/research

Primary sources

Addresses multiple standards



ROLES

Researcher

Writer

Camera Person

Editor

RESEARCHER

Identifies potential interview subjects

Fact-checks and verifies all ideas
included in the documentary

Helps “fill in the blanks” by researching
information about subjects, topics,
“plot”

WRITER

Writes script

Creates storyboard

Pulls it all together

CAMERA PERSON

Location Scout
Shoots footage

EDITOR

Combines video, images, sound

In the Classroom...

Groups of 3-4

All students learn each role

Work predominantly in their strongest area

What Do You Need?

Hardware

Video/Still cameras

Lav mic



Video Editing Software

iMovie

MovieMaker

FinalCut/Adobe Premiere

WeVideo (online)



Audio Editing Software

Garage Band

Audacity

Myna (online)



Nice, But Not Necessary

- Lav mic
- Tripod
- Headset
- Document Camera/Scanner



Pre-Production

Brainstorm Ideas

Pitch

Planner

Research

primary sources

Script

persuasive

Storyboard



PRODUCTION

Shooting

A roll

B roll

Soundtrack

Narration

Music

(Keep the clips short)



A man with dark skin, wearing a yellow shirt, is shown from the chest up, looking down at a silver video camera mounted on a tripod. He is holding the camera with his right hand and gesturing with his left hand. The background is a library with bookshelves filled with books.

Camera Techniques

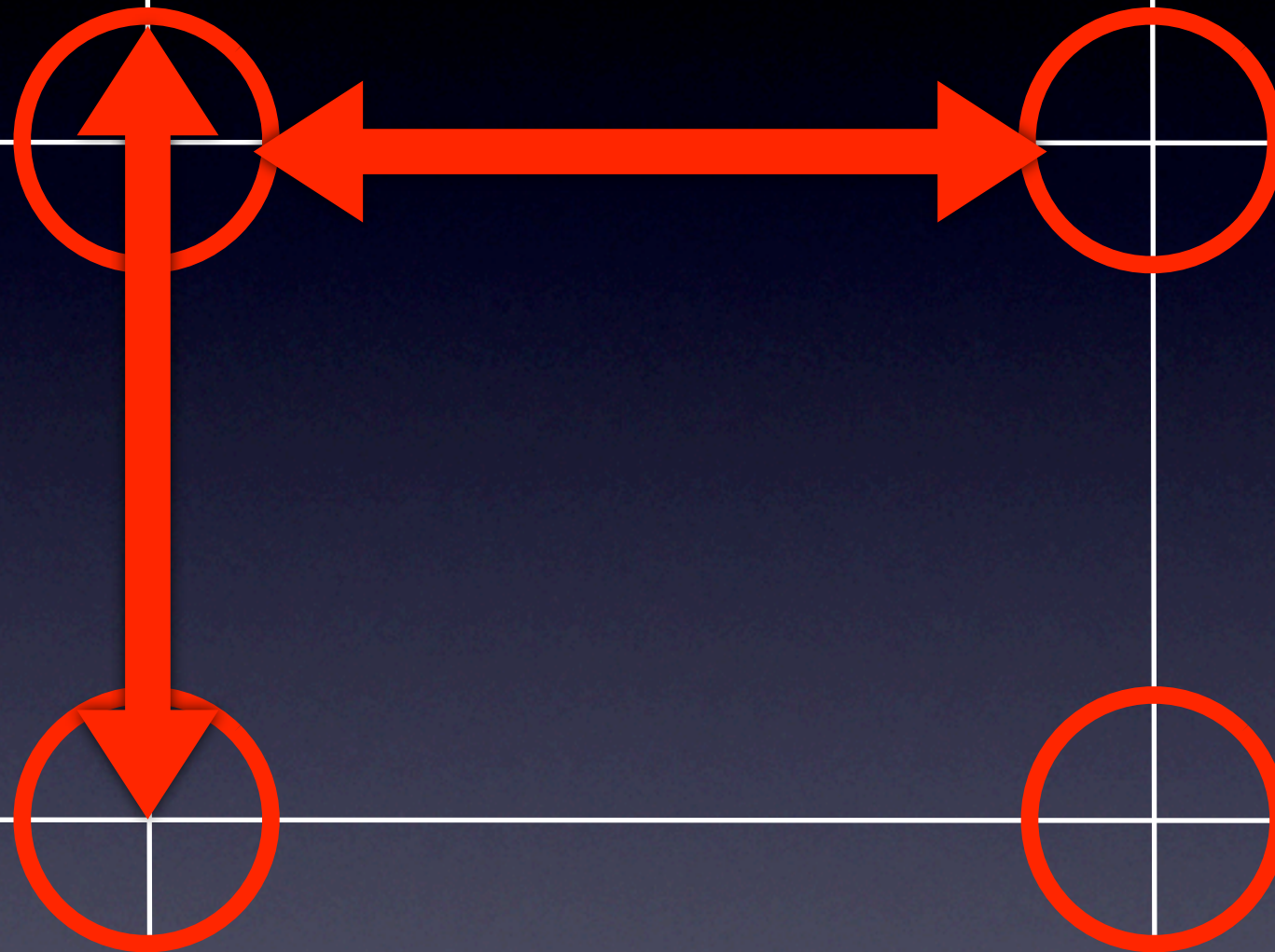
BASICS

Rule of thirds
Talking heads


FANCY STUFF

Shot lengths
Camera Angles

Rule of Thirds













Establishing Shot



Medium Shot



Long Shot



Close Up

POST-PRODUCTION



Record narration

Edit clips

Add titles/transitions

Add soundtrack

THE COPYRIGHT HEADACHE



Paranoia vs. Free-for-all

Fair Use

Where will it be used?

Transformative in nature?

THE “EASY” VERSION

- VoiceThread
- National Archives Tool

